
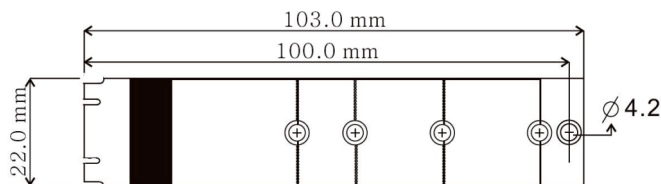


M.2(NGFF)金手指轉M.2連接器轉接卡



外型尺寸 (單位:mm)



訂購資訊

產品型號	PE2201
產品描述	M.2 PCI-e 2 Lane金手指帶B+M key 雙凹槽對M.2 B key連接器轉接卡

產品特色

- 2 lanes of PCI-e designated
- PCB 4層板設計
- 內建B + M Key M.2 NGFF connector母頭連接器
- 連結PCI-e 2 Lane 訊號, 從M.2/B key connector 到 B+M Key notch gold finger

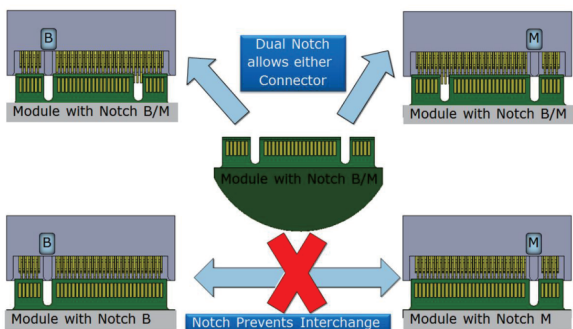
規格

- PCI Express Card Electromechanical Spec. Rev. 2.0
- 相容PCI Express M.2 Spec. Revision 0.7, Ver. 1.0

支援 M.2(NGFF) SSD 規格大小

- Type 2280-D2-B-M: 60mm(L) x 22mm(W)
- Type 2260-D2-B-M: 60mm(L) x 22mm(W)
- Type 2242-D2-B-M: 42mm(L) x 22mm(W)
- Type 2230-D2-B-M: 30mm(L) x 22mm(W)

Dual Module key Scheme Example



SSD Module pinout

74	3.3V	CONFIG_2 = GND	75
72	3.3V	GND	73
70	3.3V	GND	71
68	SUSCLK(32kHz) (I)(0/3.3V)	CONFIG_1 = NC	69
		N/C	67
	Module Key	Module Key	M Key notch
	Module Key	Module Key	
	Module Key	Module Key	
	Module Key	Module Key	
58	Reserved for MFG Clock	GND	57
56	Reserved for MFG Data	REFCLKP	55
54	PEWake# (IO)(0/3.3V)	REFCLKN	53
52	CLKREQ# (IO)(0/3.3V)	GND	51
50	PERST# (I)(0/3.3V)	PERp0	49
48	N/C	PERn0	47
46	N/C	GND	45
44	N/C	PETp0	43
42	N/C	PETn0	41
40	N/C	GND	39
38	DEVSLP (I)(0/3.3V)	PERp1	37
36	N/C	PERn1	35
34	N/C	GND	33
32	N/C	PETp1	31
30	N/C	PETn1	29
28	N/C	GND	27
26	N/C	N/C	25
24	N/C	N/C	23
22	N/C	CONFIG_0 = GND	21
20	N/C	Module Key	B Key notch
	Module Key	Module Key	
	Module Key	Module Key	
	Module Key	Module Key	
10	DAS/DSS# (O)(OD)	N/C	11
8	N/C	N/C	9
6	N/C	N/C	7
4	3.3V	N/C	5
2	3.3V	GND	3
		CONFIG_3 = GND	1

Socket 2 PCI-e based SSD Module Pinout